

AIR-S18

Installation subwoofer

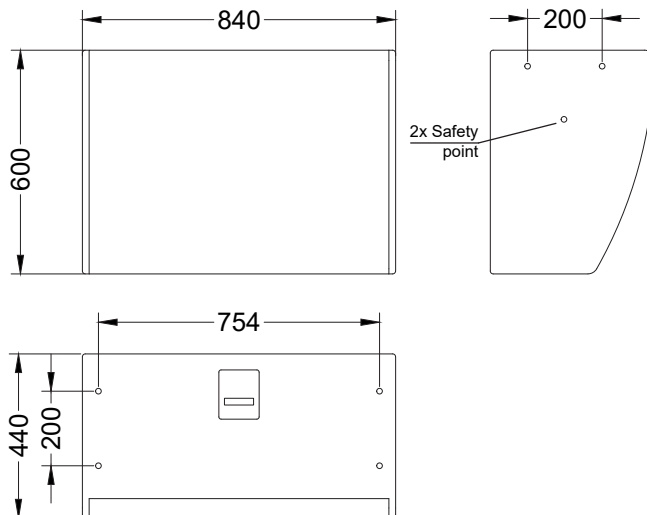
AIR series has been created as the series of installation-dedicated speakers, backed-up with various mounting hardware options for ease and versatility of set-up.

Installation subwoofers benefit from interior-friendly form factor, complete with several neat mounting options, including wall or ceiling placement.

AIR-S18 IP has been created to match the most demanding fixed installation projects. The system is based on 18" woofer of own design and production and is capable of delivering 138 dB of maximum SPL. Optimized mounting options provide ease of set up, while reliable and rigid enclosure and top-class components ensure its long-term duration and smooth operation.



DIMENSIONS



SPECIFICATIONS

Frequency Response (-10dB)	33 - 300 Hz
Max SPL	138 dB
Sensitivity (1W/1m)	98 dB
LF Driver	18", 4" VC
Impedance	4 / 8 Ohm
Nominal power	1300 W
Connectors	Barrier strip
Dimensions (W×H×D)	840×600×440 mm
Net weight	50 kg
Shipping weight	55 kg
Mounting	8x M10 mounting point; 2x M10 safety points; VESA 200x200
Enclosure material	Plywood, wear-resistant paint
Speaker protection	Steel grill, acoustically transparent backing

¹ - pink noise, filtered according to AES 2 - 2012, crest factor 9 dB

² - based on transducer power measured according to AES 2 - 2012

CONNECTIONS

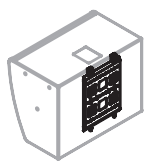
Use Hi-pass filter to prevent speaker damage and distorted sound by eliminating low non-audible frequencies in input signal.

Do not exceed input power ratings mentioned in specifications while exploiting the speaker system.

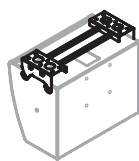
Speaker system comes with barrier strip screw terminals for connection to amplifier.

Signal +	Terminal +
Signal -	Terminal -
High pass filter:	
Freq, no less than	30 Hz
Order, no less than	18 dB/oct
Recommended amplifier power	1300 - 2600 W on nominal impedance

ACCESSORIES



LLS
Wall mounting
adapter



CL-S18
Ceiling adapter

SAFETY INSTRUCTIONS

1. Do not pour liquids on speaker system - this may cause driver cone destruction and unappealing speaker appearance. Do not allow direct sunlight on speaker cone in order to prevent premature failure. Do not install speaker system near open flames or heating elements.

2. Do not use speaker system with damaged speakON or speaker cable so as not to cause electric shock hazard or fire hazard.

3. Make sure speaker system is firmly set up on the floor, stage, or wall (where applicable).

4. While setting speaker system up onto an angled or slippery surface, make the necessary arrangements to avoid vibration-induced movement.

5. Speaker system is capable of delivering significant sound pressure levels. To avoid permanent or temporary hearing damage, prolonged exposure to sound pressure levels exceeding 90 dB should be limited.